



## Texas Prisons Community Advocates (TPCA)




TDCJ Units with full, partial or no air-conditioning

April 2022

According to TDCJ, All TDCJ units have air conditioning in the administrative, education, and medical areas of the unit. The units we describe as partially air-conditioned have air conditioning in part, but not all of the housing areas. While TDCJ has some prototype units, the design of each unit and the areas that are air conditioned varies due to the date and the purpose at the time of construction. There are about 15,000 air-conditioned beds in the units that are described as partially air conditioned in 2021. TDCJ currently has 100 active units, with 70 units having partial to no air conditioning, and 9 units that are over 100 years old. The following information is based on information request from 2018-Feb. 15,2022 and TDCJ Website.

Unit Name	Air Conditioning	Unit Capacity	Unit Name	Air Conditioning	Number of Air-Conditioned (AC) beds	Unit Capacity	Unit Name	Air Conditioning	Unit Capacity
Bell 1989	Full	520	Allred 1995	Partial	857 AC beds, 12 Building and 10 Building (Medical) expansion cellblocks / prototype units that have building(s) that is air-conditioned.	3,722	Baten	None	
Bridgeport 1989	Full	520	Boyd 1992	Partial	7 AC beds, Restrictive Housing Area mostly for the transient population.	1,372	Beto 1980	None	3,471
Colman 1993	Full	1,000	Bradshaw 1995	Partial	40 AC beds, Restrictive Housing Area mostly for the transient population.	256	Byrd 1964	None	1,365
Cotulla 1992	Full	606	Briscoe 1992	Partial	1,015 AC beds, Restrictive Housing Area and Currently Immigrant Detention facility with temporary AC in OLS area	1,384	Clemens 1893	None	1,536
Diboll 1995	Full	518	Clements 1990	Partial	1,334 AC beds, Expansion cellblocks, 12 Building and 10 Building (Medical)	3,798	Coffield 1965	None	4,139
Duncan 1992	Full	606	Cole 1995	Partial	25 AC beds, Restrictive Housing Area mostly for the transient population	900	Ellis 1965	None	2,482
East Texas 2004	Full	2,236	Connally 1995	Partial	522 AC beds 12 Building and 10 Building (Medical)	2,148	Ferguson 1962	None	2,421
Estes 1989	Full	1,040	Crain 1980	Partial	788 AC beds, Valley, Terrance, Hackberry, and Sycamore Dorms 12 Building and 10 Building (Medical) several large dormitories that are air-conditioned.	2,115	Goree 1907	None	1321
Fort Stockton 1992	Full	606	Dalhart 1995	Partial	7 AC beds, Restrictive Housing Area	1,398	Hightower 1990	None	1,384
Glossbrenner 1994	Full	612	Daniel 1989	Partial	7 AC beds, Restrictive Housing Area	1,384	Hilltop 1981	None	553
Halbert 1995	Full	612	Dominguez 1995	Partial	210 AC beds, Restrictive Housing Area	2,276	Huntsville 1849	None	1,705
Hamilton 1996	Full	1,166	Estelle 1984	Partial	980 AC beds, Expansion Cellblock, Regional Medical Facility and Geriatric Center	3,480	Lopez 1997	None	1,100
Havins 1994	Full	596	Formby 1995	Partial	25 AC beds, Restrictive Housing Area	1,100	Luther 1982	None	1,316

Unit Name	Air Conditioning	Unit Capacity	Unit Name	Air Conditioning	Number of Air-Conditioned (AC) beds	Unit Capacity	Unit Name	Air Conditioning	Unit Capacity
Henley 1995	Full	576	Garza West 1994	Partial	50 AC beds, Restrictive Housing Area	2,278	Memorial (Darrington) 1917	None	1,931
Hodge 1995	Full	989	Gist 1994	Partial	208 AC beds, Restrictive Housing Area	2,276	Powledge 1982	None	1,137
Hospital Galveston 1983	Full	365	Goodman 1995	Partial	3 AC beds, Restrictive Housing Area	612	Ramsey 1908	None	1,891
Kegans 1997	Full	657	Hobby 1989	Partial	7 AC beds, Restrictive Housing Area	1,384	Stringfellow 1908	None	1,531
Kyle 1989	Full	520	Holliday 1994	Partial	50 AC bed, Restrictive Housing Area	2,128	Terrell 1983	None	1,603
LeBlanc 1995	Full	1,224	Hughes 1990	Partial	522 AC beds, 12 Building and 10 Building (Medical) prototype unit that has a building with air-conditioned.	2,984	Vance 1885 & 1933	None	378
Lindsey 1995	Full	1,031	Hutchins 1995	Partial	210 AC bed, Restrictive Housing Area buildings that are air-conditioned.	2,276	Wainwright (Eastham) 1917	None	2,474
Marlin 1992	Full	606	Jester III 1982	Partial	240 AC beds, Dorms 1 and 2 Expansion Dorms 15 and 16 designated for treatment	1,131	Wynne 1883	None	2,621
Mechler (Tulia) 1992	Full	606	Johnston 1995	Partial	3 AC beds, Restrictive Housing Area, mostly for the transient population.	612	<b>TOTAL</b>	<b>21</b>	<b>13,566</b>
Moore, B. 1995	Full	500	Jordan 1992	Partial	7 AC beds Restrictive Housing Area, mostly for the transient population.	1,008			
Ney 1995	Full	576	Lewis 1990	Partial	982 AC beds, Expansion Cellblock and Restrictive Housing Area	2,232			
Pack 1983	Full	1,478	Lychner 1995	Partial	206 AC beds, Restrictive Housing Area buildings that are air-conditioned.	2,276			
San Saba 1992	Full	606	Lynaugh 1994	Partial	7 AC beds, Restrictive Housing Area mostly for the transient population.	1,416			
Scott (Jester IV) 1993	Full	550	McConnell 1992	Partial	527 AC beds, 12 Building and 10 Building (Medical) prototype units that have a building that is air-conditioned.	2,900			
Skyview 1988	Full	562	Michael 1987	Partial	527 AC beds, Restrictive Housing Area, 12 Building and 10 Building (Medical), prototype units that have building that is air conditioned.	3,305			
Travis County 1997	Full	1,161	Middleton 1994	Partial	50 AC beds, Restrictive Housing Area, mostly for the transient population	2,128			
Willacy County 1995	Full	1,069	Montford 1994-1996	Partial	577 AC beds, Main Unit with exception of Trusty Camp designated for treatment and have a significant number of air-conditioned beds.	1,044			
<b>TOTAL</b>	<b>30</b>	<b>23,714</b>	Moore, C. 1995	Partial	7 AC beds, Restrictive Housing Area, mostly for the transient population.	1,224			

Unit Name	Air Conditioning	Number of Air-Conditioned (AC) beds	Unit Capacity
<b>Mountain View</b> 1975	Partial	<b>610 AC beds, Main Unit with exception of Restrictive Housing</b> several large dormitories that are air-conditioned.	645
<b>Murray</b> 1995	Partial	<b>289 AC beds, Restrictive Housing Area and Sheltered Housing</b> mostly for the transient population.	1,341
<b>Plane</b>  1995	Partial	<b>208 AC beds Restrictive Housing Area</b> buildings that are air-conditioned.	2,291
<b>Polunsky</b> 1993	Partial	<b>521 AC beds, 12 Building and 10 Building (Medical)</b> prototype unit that have a building that is air-conditioned.	2,984
<b>Roach</b> 1991	Partial	<b>7 AC beds, Restrictive Housing Area,</b> mostly for the transient population.	1,651
<b>Robertson</b>  1992	Partial	<b>515 AC beds, Building and 10 Building (Medical)</b>	2,984
<b>Sanchez</b> 1996	Partial	<b>30 AC beds, Restrictive Housing Area</b>	1,100
<b>Sayle</b> 1994	Partial	<b>612 AC beds, Main Unit with exception of Restrictive Housing</b>	632
<b>Segovia</b> 1995	Partial	<b>1224 AC beds, B2 Dormitory, Restrictive Housing, and Temp AC in OLS</b> Area, mostly for the transient population.	1,224
<b>Smith</b> 1992	Partial	<b>840 AC beds, Expansion Cellblock and Restrictive Housing</b>	2,234
<b>Stevenson</b> 1994	Partial	<b>7 AC beds, Restrictive Housing Area</b> mostly for the transient population.	1,384
<b>Stiles</b> 1993	Partial	<b>805 AC beds, 12 Building and 10 Building (Medical) and Sheltered</b> Housing, prototype units	2,981
<b>Telford</b>  1995	Partial	<b>616 AC beds, 12 Building and 10 Building (Medical) and Sheltered</b> Housing, prototype units.	2,872
<b>Torres</b> 1993	Partial	<b>7 AC beds, Restrictive Housing Area,</b> mostly for the transient population.	1,384
<b>Wallace</b> 1994	Partial	<b>7 AC beds, Restrictive Housing Area,</b> mostly for the transient population.	1,448
<b>Wheeler</b> 1995	Partial	<b>3 AC beds Restrictive Housing Area,</b> mostly for the transient population.	576
<b>Woodman</b> 1997	Partial	<b>25 AC beds, Restrictive Housing Area,</b> mostly for the transient population.	900
<b>Young</b> 1996	Partial	<b>371 AC beds, Main Unit with exception of C Dorm</b> designated for treatment	455
<b>Total</b>	<b>49</b>	<b>10,238</b>	<b>62,300</b>

\*The number of air-conditioned beds includes permanent inmate housing, as well as beds that are designated for temporary assignment, such as medical and restrictive

 Indicates an increase in "cool beds" since original 2018 information request \*Units highlighted in red are over 100 yrs old \*Date Unit Established or On Line

These units have been idled/shuttered and can be re- opened

<b>Idle/shuttered units</b>	<b>Year Idled</b>	<b>Bed Capacity</b>	<b>Year Built</b>	<b>Air Conditioning</b>
Wayne Scott Unit in Brazoria County	2020	809	1913	None
Neal Unit in Amarillo	2020	1,728	1994	Partial
Gurney Unit in Palestine	2020	2,128	1994	Partial